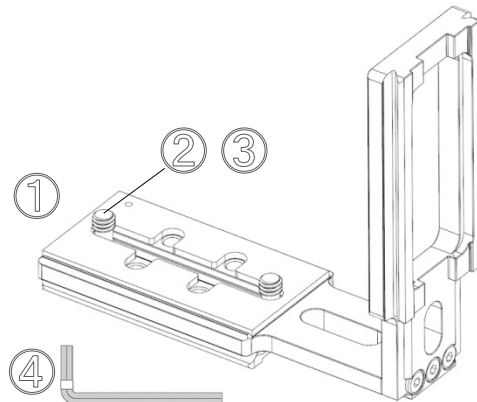


INON

Quick Shoe L-Type Bracket

- Package contents:**
- L-Type Bracket ×1
 - L-Type Bracket Body ① ×1
 - 1/4-20UNC Cap Screw (L12.5) ② ×2
 - M6 Washer ③ ×2
 - Allen Wrench 3/16 in ④ ×1
 - This user manual ×1



- Compatible products:**
- [Quick Shoe]**
- Quick Shoe W50 Clamp
 - Quick Shoe W27 Clamp
 - Quick Shoe Main Base

- Compatible products:**
- [Housing]**
- INON X-2 series housing
 - Other brands' housings * **

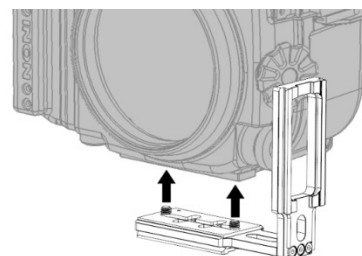
* Two 1/4 inch screw holes with center-to-center distance of 12 – 56 mm/0.5 - 2.2 inch are required and distance between center 1/4 inch screw hole and left end of the housing must be less than 100 mm/3.9 inch including a protruded part of the housing body, to install this product.

DO NOT use the **L-Type Bracket** if it prevents the combined housing from proper opening/closure to avoid accidental damage/flooding of the housing.

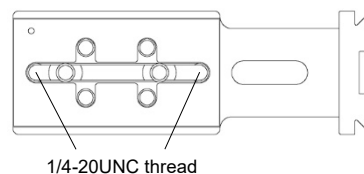
** INON INC. has not confirmed compatibility with specific housing from other manufacture. Before using, make sure to check if the housing from other manufacture is compatible with this product and does not interfere with other combined product(s).

- Compatible products:**
- [Arm system]**
- Multi Direct Base IIa, Multi Direct Base II Long
 - Multi Direct Base II WB

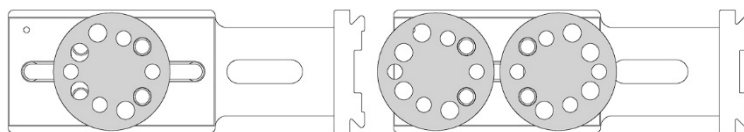
- Installation** :
- Place the **L-Type Bracket** on to a combined housing at its tripod screw holes on the bottom so that slotted hole of the **L-Type Bracket** covers the tripod screw holes and partially/evenly tighten pre-installed 1/4-20UNC Cap Screws (L12.5) by supplied Allen Wrench 3/16 inch. Check/adjust the **L-Type Bracket** position and completely tighten the 1/4-20UNC Cap Screws (L12.5).



Slotted holes' ends have **1/4-20UNC thread** as per the right illustration to use when removing pre-installed **1/4-20UNC Cap Screw (L12.5)**.



- Installing Arm System** :
- The **L-Type Bracket** is equipped with **M6 threaded holes** to attach variety of adapters.



Maximum two **Multi Direct Base** products can be installed.

INON INC. 2-18-9, Dai, Kamakura, Kanagawa 247-0061 JAPAN
E-mail support@inon.co.jp, Fax +81(0)467-48-2178
URL <http://www.inon.jp/>

As of September 2020