

# INON

## INON Washer Set (Direct Base III both sides mounting)

Thank you for purchasing INON product.

The Washer Set (Direct Base III both sides mounting) is an optional product for attaching two 「Direct Base III」 on both sides of 「YS Adapter」 compatible arms(「Grip Base D4」/「Grip Base M1」/「D Holder」 etc.).

**Compatible product:**

- INON 「Grip Base D4」, 「Grip Base M1」, 「D Holder」, 「D Holder Extension Bar」

**(as of September 2012).**

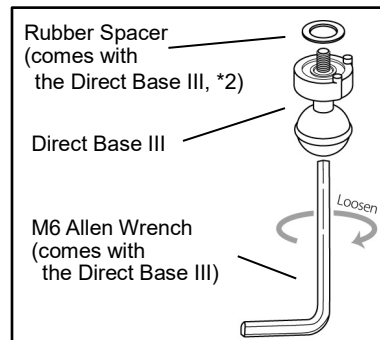
- INON 「Port Arm for MRS」(\*1), 「Port Arm for UFL-MR130 EFS60」(\*1)

\*1 Maximum four 「Direct Base III」 can be attached on both sides of each 「YS Adapter」 compatible arms”.

### How to use

#### Prepare Direct Base III

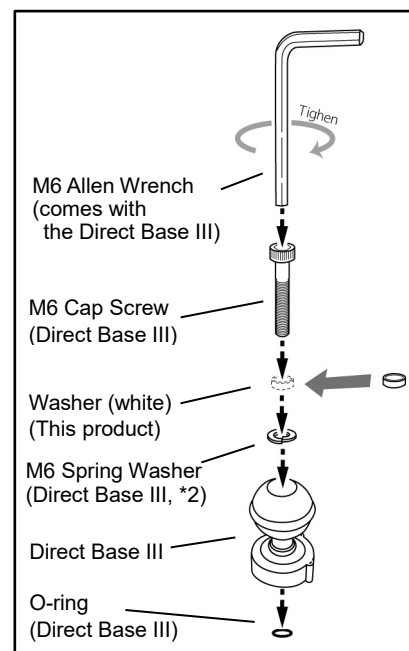
- Attach a Rubber Spacer (\*2) (supplied with the Direct Base III) on the circular groove of the bottom part of the Direct Base III as shown in right image.
- Unscrew the M6 Cap Screw of the Direct Base III by supplied M6 Allen Wrench to remove the M6 Cap Screw, M6 Spring Washer (\*2), and an O-ring.



- Put one supplied Washer (white) on the M6 Cap Screw and re-install on the Direct Base III together with the removed M6 Spring Washer (\*3) and O-ring as shown in right image. DO NOT use a washer supplied with other product.
- Prepare another Direct Base III in the same way.


\*2 The Direct Base III shipped before September 19, 2012 does not require installation of the Rubber Spacer or M6 Spring Washer.

Those Direct Base III shipped before September 19, 2012 carry M6 Cap Screw hole diameter 10mm/0.4in while other Direct Base III have 12mm/0.5in.



#### Install on compatible product

- After installing the Washer (white) on the Direct Base III, attach them on both sides of 「YS Adapter」 compatible arm” at Direct Base III fixing hole indicated by center arrow in the right image so that nails of the Direct Base III engage in upper left/lower left holes indicated by other two arrows in the right image.
- Install the other Direct Base III on the back side in the same way.



INON Inc. 2-18-9, Dai, Kamakura,  
Kanagawa 247-0061 JAPAN  
E-mail support@inon.co.jp /  
URL http://www.inon.jp/  
Fax.0467-48-2178

September 2012