

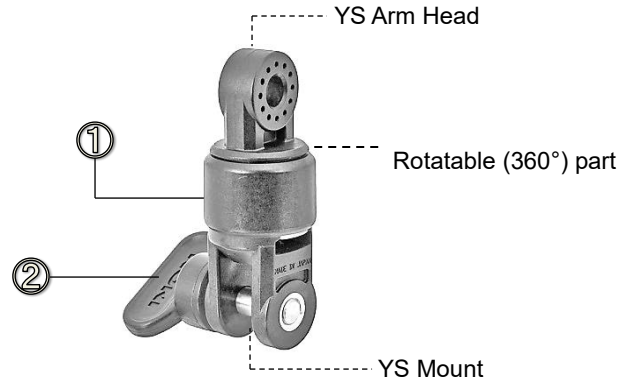
# INON

## INON Rotatable YS Extension Bar

Thank you for purchasing INON product.

The INON "Rotatable YS Extension Bar" is an optional product equipped with a YS type arm head and rotatable body to attach on a YS Mount arm/adaptor (INON "Shoe Base II" etc.) to provide greater flexibility of lighting with minimum setting.

- Package contents:**
- Rotatable YS Extension Bar ① ×1
  - M8 Thumbscrew ② ×1
  - This user manual ×1



**Compatible products:**

(As of August 2019)

### 【YS Arm Head side】

- INON "Quick Base S", "Quick Base M6W"
- "Quick Holder Set S-Z", "Quick Holder Set S-LE", "Quick Holder Set S-LF", "Single Light Holder LF", "Single Light Holder LE", "Z Joint"

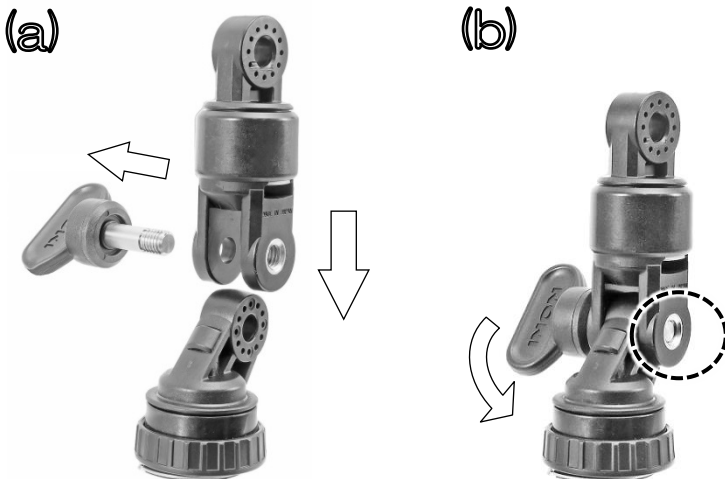
### 【YS Mount side】

- INON "Shoe Base II", "Direct Base YS RT", "Direct Base YS", "Bar Mount", "Grip Base D4", "Grip Base M1", "D Holder", "D Holder Extension Bar"
- "YS Adapter MV", "Double YS Adapter MV", "YS Adapter WB MV", "YS Adapter", "YS Arm MS Body", "YS Arm M Body", "Port Arm for MRS", "Port Arm for UFL-MR130 EFS60"

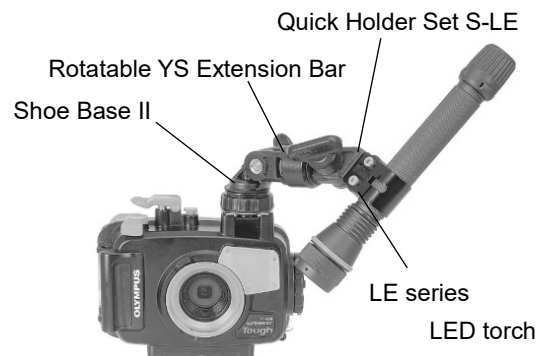
**Installation:**

### Installing on Compatible YS Mount Arm/Adapter

- (a) Remove the M8 Thumbscrew from the "Rotatable YS Extension Bar" and put its YS Mount part on the YS arm head of the compatible product so that their screw holes are matched
- (b) Get the removed M8 Thumbscrew through matched screw holes and tighten to fasten them.



### 【Set-up Example】



**Maintenance:**

- After using, soak in fresh water to dissolve remaining salt or remove dirt and dry it in shaded and well ventilated area. Never apply flame or direct heat to this product or damage may result.
- DO NOT clean with organic solvent like alcohol, benzene or thinner and oil and fat containing / chemical material like rust inhibitor, lubricant, polish, detergent (especially alkaline detergent) to avoid damage/deformation/degradation of this product (PC part etc.).
- Remove the combined product(s) from this product when not using more than one week to avoid damage/deformation of compatible product(s) resulting from continuous pressure.
- Periodically grease up threaded part of M8 Thumbscrew and its screw hole of this product to prevent anchoring of screws due to salt build-up or electrical corrosion.

**Storage:**

- Store out of direct sunlight in well-ventilated, dry area. Avoid storing near chemicals, high ozone, large temperature and humidity fluctuations to avoid deformation, damage, rust, mold or corrosion etc.
- Keep the product out of reach of children. They may swallow parts of this product. See a doctor immediately if a child swallow parts.

**Handling Precautions:**

- When transporting, be sure to hold “whole of camera system” instead holding this product only or combined product (LED torch or strobe etc.) only and DO NOT apply excessive shock, vibration or excessive load on the combined system to avoid combined product or this product being fell off/damaged/missing.

**Options:**

- Shoe Base II

A base adapter to add YS type arm head on housing cold shoe. The base part is rotatable (360°). Combination with the “Rotatable YS Extension Bar” can create compact yet great flexible lighting by combined strobe/LED torch.



- Quick Holder Set S-Z
- Quick Holder Set S-LE
- Quick Holder Set S-LF

Set of “Quick Base S” and “Quick Holder Z/LE/LF” to attach on the YS arm head of this product to support speedy and easy strobe/LED torch installation/removal.



INON Rotatable YS Extension Bar Specifications [*1]	
Model	Rotatable YS Extension Bar
Size (W x H x D)	31 x 82 x 31mm/1.2 x 3.2 x 1.2 in. [*2]
Weight	64g/2.3 oz. (air), approx. 25g/0.9 oz. (underwater)
Material	PC/stainless etc.

\*1 Specifications are subject to change without prior notice.

\*2 Excluding Thumbscrew

INON Inc.  
2-18-9, Dai, Kamakura,  
Kanagawa 247-0061 JAPAN  
E-mail [support@inon.co.jp](mailto:support@inon.co.jp)  
Fax. +81(0)467-48-2178  
URL <http://www.inon.jp/>

August, 2019