

# INON


## INON Direct Base YS

Thank you for purchasing INON product.

The INON Direct Base YS is designed exclusively for 「Weight Plate」 series to hold INON external strobe (「S-2000」, 「D-2000」, 「Z-240」etc.), INON LED flashlight (「LE350」, 「LF1000-S」etc.) or GoPro® accessory via INON「Z Joint」 / 「Light Holder product」 to set up compact and handy system.

<b>Package contents:</b>	• Direct Base YS	①	×1
	• M5 Cap Screw	②	×2
	• M5 Washer	③	×2
	• Allen Wrench (AF:3mm)	④	×1
	• This user manual		×1

「YS Adapter」compatible  
Arm Adapter



### Compatible product: To Mount

(as of September 2015)

- 「Weight Plate(Screw Type)」
- 「Weight Plate(Velcro Type)」

### To Hold

- 「Single Light Holder LE」 + INON “LED flashlight”
- 「Single Light Holder LF」 + INON “LED flashlight”
- 「Z Joint」 + INON “strobe”
- 「Z Joint」 + 「Double Light Holder LE」 / 「Quad Light Holder LE」 + INON “LED flashlight”
- 「Z Joint」 + 「Strobe Light Holder LE」 / 「Strobe Light Holder LF」 + INON “strobe” “LED flashlight”
- 「Z Joint」 + 「SD Mount Cage HERO 3/3+」 / 「SD Mount Cage HERO 3/3+/4」




### Usage:

#### How to attach

Put 「M5 Washer」 / 「M5 Cap Screw」 on the 「Direct Base YS」 as in below image and attach the 「Direct Base YS」 on the 「Weight Plate」 with two 「M5 Cap Screws」 screwing in【M5 Screw Holes】on the 「Weight Plate」 by using short side of supplied Allen Wrench. Tighten screws firmly/completely.



Make sure to re-tighten when you observe a gap between the 「Direct Base YS」 base and 「Weight Plate」 or the 「Direct Base YS」 is not up-right against the 「Weight Plate」.



Attach compatible 「Z Joint」 or 「Single Light Holder」 on the “「YS Adapter」compatible arm adapter” of this product as shown in right image (image shows installation of 「LF2700-W」+「Single Light Holder LF」 on the Direct Base YS). Refer to respective user manuals for detail of installation method.



- Maintenance** :
- After each use, rinse with fresh water to dissolve any salt build-up and clean the product. Place in shaded and well ventilated area to completely dry. Never apply flame or direct heat or deformation/ damage may result.
  - DO NOT clean with organic solvent like alcohol, benzene or thinner and oil and fat containing /chemical material like rust inhibitor, lubricant, polish or chemical agents (especially alkaline cleaning agents). This product is made from polycarbonate etc., which will dissolve or get brittle if put in contact with such materials.

- Storage method** :
- Store the product in shaded, well ventilated and dry area. Avoid storing near chemicals or in the area with cold/high temperature, high humidity or large temperature and humidity fluctuations to prevent deformation, mold, rust or corrosion.
  - Keep this product out of reach of children. They may swallow accessories or small parts of this product. See a doctor immediately if a child swallow accessories or small parts.

- Handling precautions** :
- Make sure to install the product properly according to this user manual. If 「M5 Cap Screws」 have not been properly tightened or the 「Direct Base YS」 is not properly installed, 「Weight Plate」 may be separated/damaged/missing.
  - INON confirms product compatibility only with listed products. Never use this product for non-compatible product to avoid combined product being dropping off/damaged/ missing.
  - When transporting combined system using this product, be sure to hold "heavier product of the system such as diving weight, housing etc." instead holding combined product ("LED flashlight", "strobe", SD Mount Cage) or this product itself not to apply excessive shock, vibration or excessive load on the combined system to avoid combined product being dropping off/damaged/missing.



- Options** :
- Weight Plate(Screw Type)  
Enable to use a diving weight as a tripod base to hold INON LED flashlight/strobe/GoPro® accessory.  
Dedicated plates with screws firmly hold combined weight.
  - Weight Plate(Velcro Type)  
Enable to use a diving weight as a tripod base to hold INON LED flashlight/strobe/GoPro® accessory.  
Using Velcro tape supports easy and speedy installation/removal.



INON Direct Base YS Specifications [*1]	
Model	Direct Base YS
Size	40mm(W) x 34.5mm(H) x 40mm(D) 1.57"(W) x 1.36"(H) x 1.57"(D)
Weight	24g (air) / approx. 9g (u/w) 0.85oz (air) / approx. 0.32oz (u/w)
Material	Polycarbonate, stainless

\*1 Subject to change without prior notice

INON Inc.  
2-18-9, Dai, Kamakura,  
Kanagawa 247-0061 JAPAN  
E-mail [support@inon.co.jp](mailto:support@inon.co.jp)  
Fax. +81(0)467-48-2178  
URL <http://www.inon.jp/>

September 2015