

INON

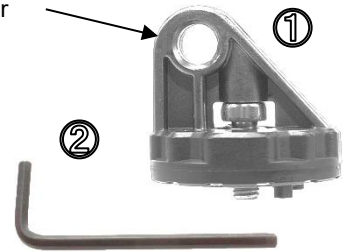
INON Direct Base YS RT

Thank you for purchasing INON product.

The INON Direct Base YS RT is a base adapter to add rotatable 「YS Adapter」 for compatible products to hold INON external strobe (「S-2000」, 「D-200」, 「Z-330」 etc.), INON LED flashlight (「LE350」 「LF1100h-EWf」 etc.) or GoPro® accessory via INON 「Z Joint」 / "Light Holder product" to set up compact and handy system.

- Package contents:**
- | | | |
|-------------------------|---|----|
| • Direct Base YS RT | ① | x1 |
| • Allen Wrench (AF:4mm) | ② | x1 |
| • This user manual | | x1 |

「YS Adapter」compatible
Arm Adapter



Compatible product: **To Mount**
(as of November 2020)

● Directly attached

- | | |
|-----------------------------------|--|
| • 「Weight Plate(Screw Type)」 | • 「Grip Base D5」 |
| • 「Weight Plate(Velcro Type)」 | • 「D5 Holder」 |
| • 「SD Mount Cage HERO3/3+」(*1) | • 「Grip Base D4」 |
| • 「SD Mount Cage HERO 3/3+/4」(*1) | • 「Grip Base M1」 |
| • 「Tripod Adapter」 | • 「Grip Base M1(12-24 Tripod Screw Set)」 |
| • 「D Holder Extension Bar」 | • 「D Holder」 |

● Via Optional 「M6 Joint」

- | | |
|--------------------------------|--------------------------------------|
| • 「Stick Arm XS/SS/S/M/L Body」 | • 「Multi Ball Arm S/ML/L/LL/XL Body」 |
|--------------------------------|--------------------------------------|

● Via Optional 「M6 Plate Direct Base III」

- | | |
|---|---------------------|
| • 「X-2 Series Housing」 | • 「Holder Base」 |
| • 「X1-Z/NZ/LZ Housing」 | • 「Grip Bar Set」 |
| • 「Holder II」 | • 「Grip Bar II Set」 |
| • 「Grip Bar III set」 | • 「Grip Base DIII」 |
| • 「Holder II Grip Set」 | • 「Grip Base DII」 |
| • 「Other brands' housing/arm system(M6)」(*2) (*4) | |

● Via Optional 「M5 Plate Direct Base III」

- | |
|---|
| • 「Other brands' housing/arm system(M5)」(*3) (*4) |
|---|

To Hold

- | | |
|--------------------------------|----------------------------|
| • 「Quick Holder Set S-LE」 | • 「Single Light Holder LE」 |
| • 「Quick Holder Set S-LF」 | • 「Single Light Holder LF」 |
| • 「Quick Holder Set S-Z」 | • 「Z Joint」 |
| • 「Rotatable YS Extension Bar」 | |

(*1)Attached on the 【top surface】 only.

(*2)Require 2 x M6 screw holes with 8mm or more depth and 13mm ~ 28mm center-to-center distance of screw holes.

(*3)Require 2 x M5 screw holes with 6mm or more depth and 24mm~28mm center-to-center distance of screw holes.

(*4)INON INC. has not confirmed compatibility with specific product(s) from other manufactures. Before using, make sure to check if the product(s) from other manufactures is compatible and dose not interfere other combined product(s).

Usage:

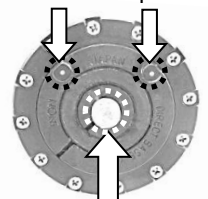
How to attach

Place the 「Direct Base YS RT」 on a compatible product so that the edge of the preinstalled M6 Cap Screw matches with the 【M6 Screw Hole】 of the compatible product and two protruded parts on the bottom of the 「Direct Base YS RT」 seat in 【「Direct Base YS RT」 Positioning Hole】 of the compatible product as shown in images on the next page then tighten the 「M6 Cap Screw」 firmly/completely by using short side of the supplied Allen Wrench.


⚠ Make sure to re-tighten the pre-installed M6 Cap Screw when you observe a gap between the Direct Base YS RT base and compatible product or the Direct Base YS RT is not up-right against mounting surface.

⚠ Sand can be trapped in center part of the Direct Base YS RT. If this happens, remove the Direct Base YS RT from compatible product and rinse with fresh water to wash away trapped sand. Installing the Direct Base YS RT with sand in the center part may cause damage on the product.

Protruded parts

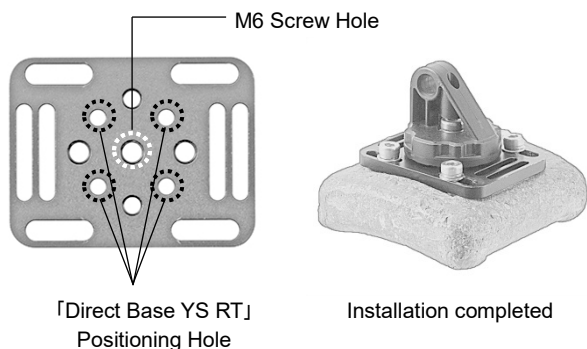


M6 Cap Screw

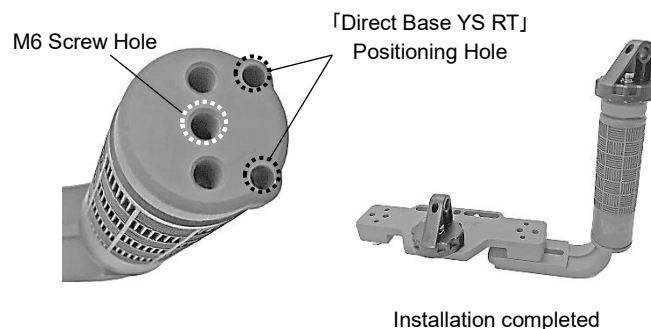


Installation on major compatible products


Weight Plate (Screw type)



Grip Base D5



The "「YS Adapter」 compatible arm adapter" turns around 360 degrees as shown in right image for flexible strobe/LED flashlight aiming. However working range may have limit depending on orientation on combined product.



Attach compatible 「Z Joint」 or 「Single Light Holder」 on the "「YS Adapter」 compatible arm adapter" as shown in right image (image shows installation of 「LF2700-W」+「Single Light Holder LF」 on this product). Refer to respective user manuals for detail of installation method.



- Maintenance** :
- After each use, rinse with fresh water to dissolve any salt build-up and clean the product. Place in shaded and well ventilated area to completely dry. Never apply flame or direct heat or deformation/damage may result.
 - DO NOT clean with organic solvent like alcohol, benzene or thinner and oil and fat containing /chemical material like rust inhibitor, lubricant, polish or chemical agents (especially alkaline cleaning agents). This product is made from polycarbonate etc., which will dissolve or get brittle if put in contact with such materials.

- Storage method** :
- Store the product in shaded, well ventilated and dry area. Avoid storing near chemicals or in the area with cold/high temperature, high humidity or large temperature and humidity fluctuations to prevent deformation, mold, rust or corrosion.
 - Keep this product out of reach of children. They may swallow accessories or small parts of this product. See a doctor immediately if a child swallow accessories or small parts.

- Handling precautions** :
- Make sure to install the product properly according to this user manual. Loose 「M6 Cap Screw」 or improper 「Direct Base YS RT」 installation could cause accidental separation/damage/missing of combined product such as Weight Plate/SD Mount Cage etc.
 - INON confirms product compatibility only with listed products. Never use this product for non-compatible product to avoid combined product being dropping off/damaged/missing.
 - When transporting combined system using this product, be sure to hold "heavier product of the system such as diving weight, housing etc." instead holding combined product or this product itself not to apply excessive shock, vibration or excessive load on the combined system to avoid combined product being dropping off/damaged/missing.



INON Direct Base YS RT Specifications [*1]	
Model	Direct Base YS RT
Dimensions	40mm(W) x 40mm(H) x 40mm(D) 1.57"(W) x 1.57"(H) x 1.57"(D)
Weight	27g (air) / approx. 10g (u/w) 0.95oz (air) / approx. 0.35oz (u/w)
Material	Polycarbonate, stainless, rubber

*1 Subject to change without prior notice

INON Inc.
2-18-9, Dai, Kamakura,
Kanagawa 247-0061 JAPAN
E-mail support@inon.co.jp
Fax. +81(0)467-48-2178
URL <http://www.inon.jp/>

November 2020