

INON

INON Holder III

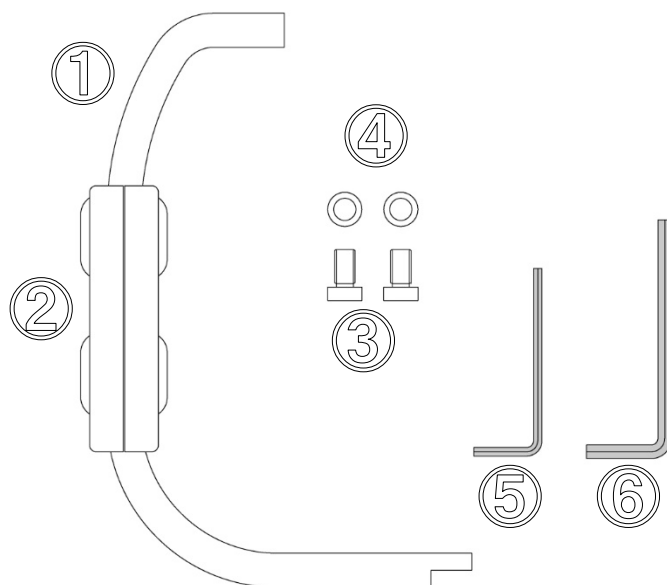
Thank you for purchasing INON product.

INON Holder III is a handle to attach on the either end of the INON *Main Base III*. The top end of the *Holder III* is designed to attach variety of INON accessories to hold INON strobe, LED torch to use this product as lighting arm as well.

Product features

- Designed to attach on the either end of the *Main Base III*.
- Offers ample adjustable range in sideways to suit to your hand.
- Top end of the product is designed to attach variety of INON accessories to expand your system as you need.

- Package contents:**
- Holder III ① ×1
 - (Rubber Grip D*) ② ×1
 - *Pre-installed on the *Holder III*
 - M6 Low Head Cap Screw ③ ×2
 - M6 φ 10 Washer ④ ×2
 - Allen Wrench (WAF: 2.5mm) ⑤ ×1
 - Allen Wrench (WAF: 4mm) ⑥ ×1
 - This user manual ×1



Compatible products: • INON *Main Base III*

【Base Plate】

This product is NOT compatible with D Base SPS (Grip Base D4), D Base M1 (Grip Base M1).

- INON *SD Front Mask for HERO5/6/7* (*1)
- INON *SD Front Mask STD* (*1)
- INON *SD Mount Cage for HERO3/3+/4* (*1)
- INON *SD Mount Base for TG-Tracker* (*1)
- INON *SD Mount Base for UWH1* (*1)

(*1)

Attached on the packaged *Mount Adapter*.

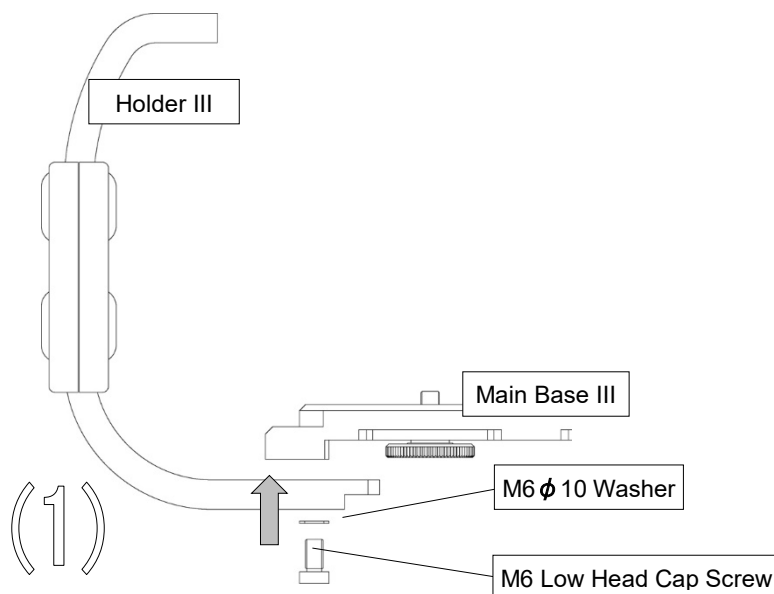
Unable to attach the *Holder III* on the *Mount Adapter* horizontally due to M6 screw hole position of the *Mount Adapter*.

Compatible products: • INON *Direct Base III*

【Arm System】

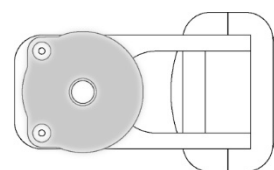
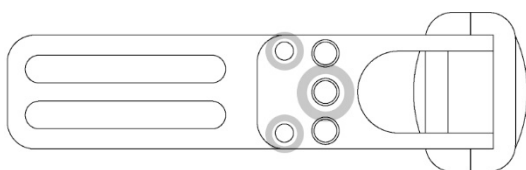
- INON *Multi Direct Base IIa*
- INON *Multi Direct Base II Long*
- INON *Multi Direct Base II WB*
- INON *Z Adapter II*
- INON *Direct Base YS RT*
- INON *Shoe Base Adapter D4 + Shoe Base 1/4-20UNC*
- INON *Shoe Base Adapter D4 + Shoe Base M6*
- INON *Shoe Base Adapter D4 + Shoe Base BALL*
- INON *Shoe Base Adapter D4 + Shoe Base II*

Installation on : Main Base III : Attach the *Holder III* on the *Main Base III* with two sets of M6 Low Head Cap Screw/M6Φ10 Washer packaged with the *Holder III* as shown in below image (1). Please refer to “Holder III Installation” section of the *Main Base III* instruction manual for detail of how and where to install the *Holder III*.

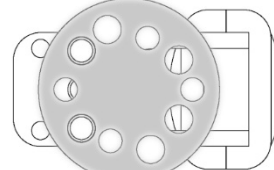
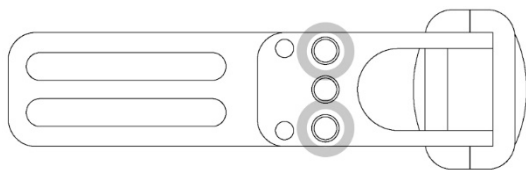


Arm System Installation : Various *INON Arm System* can be attached on the top end of the *Holder III*. Refer to respective instruction manual of each *Arm System* and attach on the *Holder III* at screw hole(s) circled by thick gray.

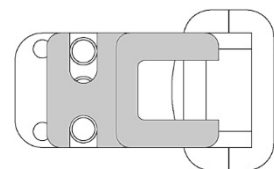
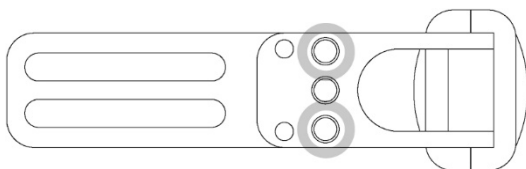
Direct Base III, Direct Base YS RT, Z Adapter II










Multi Direct Base IIa, Multi Direct Base II Long, Multi Direct Base II WB



Shoe Base Adapter D4 + Shoe Base 1/4-20UNC, Shoe Base M6, Shoe Base BALL, Shoe Base II



- Maintenance** :
- After using, soak in fresh water to dissolve remaining salt or remove dirt and dry it in shaded and well ventilated area. Never apply flame or direct heat to this product or damage may result.
 - ***DO NOT*** clean with organic solvent like alcohol, benzene or thinner and oil and fat containing/chemical material like rust inhibitor, lubricant, polish, detergent (especially alkaline detergent) to avoid damage/deformation/degradation of this product (polyoxymethylene part etc.).
 - Periodically apply grease (grease for housing) on metal part of screws to prevent rust.
- Storage** :
- Store out of direct sunlight in well-ventilated, dry area. Avoid storing near chemicals, high ozone, large temperature and humidity fluctuations to avoid deformation, damage, rust, mold or corrosion etc.
 - Keep the product out of reach of children. They may swallow parts of this product. See a doctor immediately if a child swallow parts.
- Handling Precautions** :
- Make sure to follow installation procedures described in this manual properly. Insufficient tightening of the M6 Low Head Cap Screws may lead to accidental separation/damage/loss of combined products.
 - ***DO NOT*** use this product for non-compatible products to avoid accidental separation/damage/loss of combined products and/or damage. Use only with compatible products listed in this instruction manual.
 - Hold whole of system during transportation without applying excessive shock, vibration and/or pressure and ***DO NOT*** hold this product only to transport whole system to avoid accidental separation/damage/loss of combined housing/protector.
- Options** :
- ***Main Base III***
A base plate to use with this product. Pre-installed two tripod screws provide secure installation of the *Main Base III* on an underwater housing. Widely support any housing equipped with tripod screw holes with center-to-center distance 33-105mm/1.3-4.1inch. 
 - ***Direct Base III***
A fundamental base adapter to extend an arm. The ball-joint is made of metal and easy to fix firmly only by lightly tighten a clamp while its base part is made from resin to offer this adapter at reasonable price. 
 - ***Multi Direct Base IIa***
A fundamental base adapter to extend an arm. The ball-joint and base plate is integrally machined from corrosion resistance aluminum alloy making this adapter ideal to hold larger load together with large base plate attached on a compatible product with two cap bolts securely. 
 - ***Multi Direct Base II Long***
A base adapter carrying 40mm/1.6inch longer arm comparing to the Multi Direct Base IIa. Recommended to a customer using a strobe or LED torch without using an arm. 
 - ***Multi Direct Base II WB***
A base adapter equipped with two ball-joints enabling to extend two arms for multiple strobes or combination of strobe (to shoot still images) and LED torch (to shoot video clips). Also it is possible to attach a strobe and focus light together on a housing which does not have an accessory shoe. 
 - ***Z Adapter II***
Originally designed as a strobe adapter but usable for this product as well to have the ball-joint extended at 45 degree from the top end. The adapter is machined from corrosion resistant aluminum alloy to withstand large load. 
 - ***Direct Base YS RT***
A base adapter with YS type arm head. Simple yet flexible lighting system for an INON strobe with an INON Z Joint or an INON LED torch with an INON light holder as the base part rotates 360 degree to adjust aiming of lighting device not only up and down but sideways as well. 

- Shoe Base Adapter D4
An optional adapter to hold an INON Shoe Base product by attaching on YS Adapter compatible arm including this product.
- Shoe Base II
A base adapter directly attached on the accessory shoe of an underwater housing. The redesigned large dial gives stress-free installation/removal of the adapter and rotatable base supports flexible aiming of combined strobe/LED torch up/down and sideways.
- Shoe Base 1/4-20UNC
Shoe Base equipped with a ball head to offer extensive movement of combined product. The ball head has 1/4-20UNC screw which enables to attach this Shoe Base on standard underwater housing or action camera directly.
- Shoe Base M6
Shoe Base equipped with a ball head to offer extensive movement of combined product. The ball head has M6 screw which enables to attach this Shoe Base on an INON strobe directly.
- Shoe Base BALL
Shoe Base equipped with a ball-joint to add a ball mount on the accessory shoe of an underwater housing enabling to extend variety of arm system with a clamp.



INON Holder III Specifications [*1]

Model	Holder III
Size	W114.7 x H174.8 x D35 mm, W4.5 x H6.9 x D1.4 inch
Weight	Air: 156g/5.5oz / Underwater approx. 80g/2.8oz
Material/finishing	Corrosion resistant aluminum alloy/rigid alumite, POM etc.

*1 Subject to change without prior notice.

INON Inc.

2-18-9, Dai, Kamakura,
Kanagawa 247-0061
JAPAN
E-mail support@inon.co.jp
Fax. +81(0)467-48-2178
URL <http://www.inon.jp/>

January 2019