

# INON

## INON Light Case LE 3AA

Thank you for purchasing INON product.

The INON Light Case LE 3AA is an optional accessory for compatible INON LED flashlight to store and attach on a belt/hose.

- Package contents:**
- Light Case LE 3AA ① x1
  - Clip Strap ② x1
  - This user manual x1

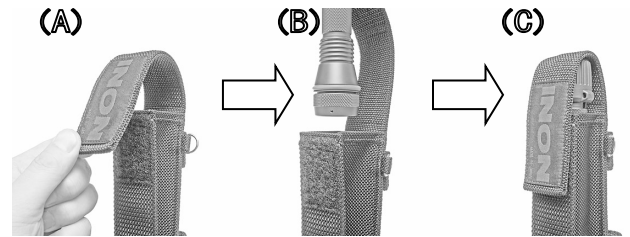
- Compatible LED flashlight (as of October 2012)**
- INON 「LE250」, 「LE350」
  - INON 「LE550-S」(\*), 「LE550-W」(\*)
  - INON 「LE700-S」(\*), 「LE700-W」(\*)

(\* ) The LE550-S, LE550-W, LE700-S, and LE700-W is not usable on land except for function check for short period of time.

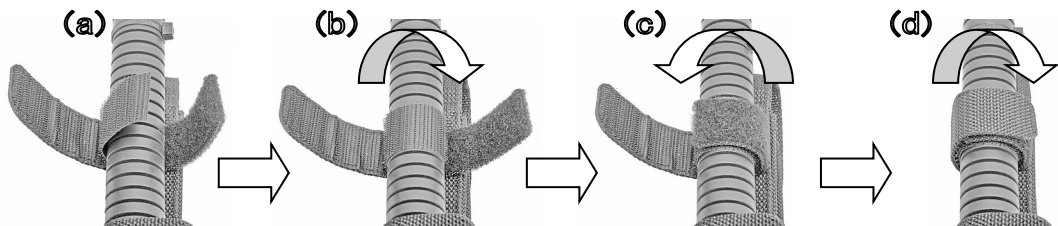
- Compatible belt /hose (as of October 2012)**
- Belt width 30~50mm / 1.2 ~ 2.0 in.
  - Hose diameter  $\phi$  12mm~ 30mm /  $\phi$  0.5 ~ 1.2 in.




- How to store compatible flashlight**
- Open a flap of the 「Light Case LE 3AA」 (A) and place the 「LE250」 / 「LE350」 / 「LE550-S」 / 「LE550-W」 / 「LE700-S」 / 「LE700-W」 inside of the case all the way from its Light Head (B). Then attach the Velcro strap of the flap firmly to close the case (C).



- How to attach on a belt/hose**
- Use overlap structure Velcro straps to attach 「Light Case LE 3AA」 on a hose/belt.



Firstly, separate Velcro straps and put the 「Light Case LE 3AA」 on a hose/belt so that a hose/belt seat in the middle of a Velcro strap (a). Next, wrap an inner Velcro strap (hook side) around the hose/belt securely (b), then attach a Velcro strap (loop side) on the inner Velcro strap (c). Lastly attach an outer Velcro strap (hook side) on the folded Velcro straps firmly (d).



The 「Light Case LE 3AA」 has two sets of these Velcro straps. Be sure to securely fasten all Velcro straps to attach on a hose/belt without any slack and carefully check them again if the 「Light Case LE 3AA」 has been properly attached to prevent accidental separation of the case from combined

hose/belt.

- Clip Strap Usage**
- Supplied 「Clip Strap」 can be attach on the pre-installed D-ring on the 「Light Case LE 3AA」 to connect an LED flashlight and the case temporarily. Refer to 「Handling Precaution」 section before you use the product to avoid possible accident.



- Maintenance**
- After dive clean with fresh water to remove salt etc. and dry the product completely in shaded and well ventilated area. DO NOT expose the product to flame or heat to prevent deformation or damage.
  - Do not clean with organic solvent like alcohol, benzene or thinner and oil and fat containing/ chemical material like rust inhibitor or lubricant.

- Storage** :
- Store out of direct sunlight in well-ventilated and dry area. Avoid storing near chemicals, high ozone, large temperature and humidity fluctuations to avoid deformation, damage or corrosion etc.
  - Keep this product out of reach of children. They may swallow small parts of this product. See a doctor immediately if a child swallow parts.

- Handling Precautions:**
- Always follow installing instruction in this manual to attach the 「Light Case LE 3AA」 on a hose/belt properly. 1) Attach the case only by a single Velcro straps or 2) Any slack of Velcro straps will lead to accidental separation/lost of the case.
  - Velcro straps will loose initial performance across ages and/or use frequency resulting in accidental separation/lost of the case/LED flashlight. Avoid unnecessary attach/pull apart action and clean Velcro bonding surfaces before using. Do not use this product if Velcro straps can not regain their bonding performance even after maintenance.
  - Using supplied 「Clip Strap」combined with the 「Light Case LE 3AA」 or a「Hand Strap」supplied with INON LE series LED flashlight will have slack which could cause following accidents etc.
    - ① interference your entry/exit if the slack is caught by a projected object
    - ② restraint underwater if the slack is caught by a projected object or severe damage on marine lives
    - ③ tangle with other scuba equipment to obstruct using the gear
 Consult with your diving instructor/guide/buddy on using the「Clip Strap」and combined product(s) and use at your own risk once you have decided to use them. Be sure to keep eyes on the「Clip Strap」and combined product(s) during diving not to make them trapped with something and to be prepared even in case of accidental tangle. It is recommended to carry a dive knife etc. to rescue you in case of accidental restraint.

**Usage Example** :

- Inflator hose of a BC jacket



- Hose



- Belt



INON Inc.

2-18-9, Dai, Kamakura,  
 Kanagawa 247-0061 JAPAN  
 E-mail support@inon.co.jp  
 Fax. +81(0)467-48-2178  
 URL http://www.inon.jp/

October 2012