


# INON

## INON Focus Stick for UCL-G165 II

### Package Contents

- Focus Stick ①
- Focus Stick Retainer ②
- Focus Stick Front Cap ③
- Anti-rotation Pin ④×3 (incl. a spare)
- DoF\* Sticker (mm/inch) ⑤
- Strap ⑥
- Pouch

\*Depth of field



### Compatible Products

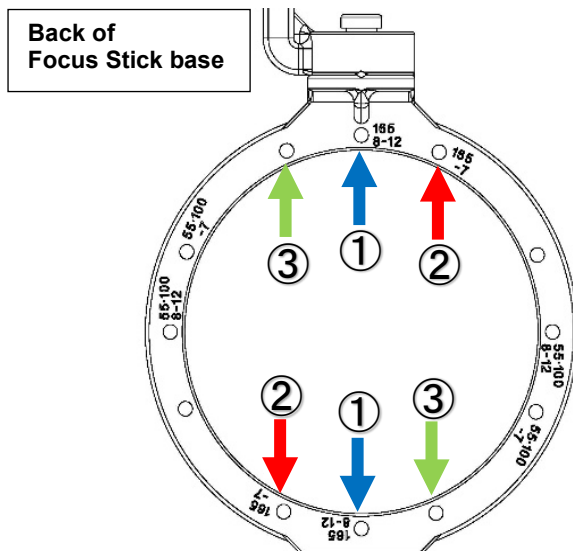
- INON UCL-G165 II SD Underwater Wide Close-up Lens
- INON UCL-G165 II ZD Underwater Wide Close-up Lens

\*Not compatible with the UCL-G165II M55 and UCL-G165 SD (previous model).

### Installation

- ① Insert the "Anti-rotation Pin" into the two designated holes from the **back** of *Focus Stick* as show in the below image.

The designated holes vary depending on the "**Front Mask**" to use. Insert the anti-rotation pin according to the below figure/table, and push in firmly all the way by using a hard object such as a hex wrench or a coin.



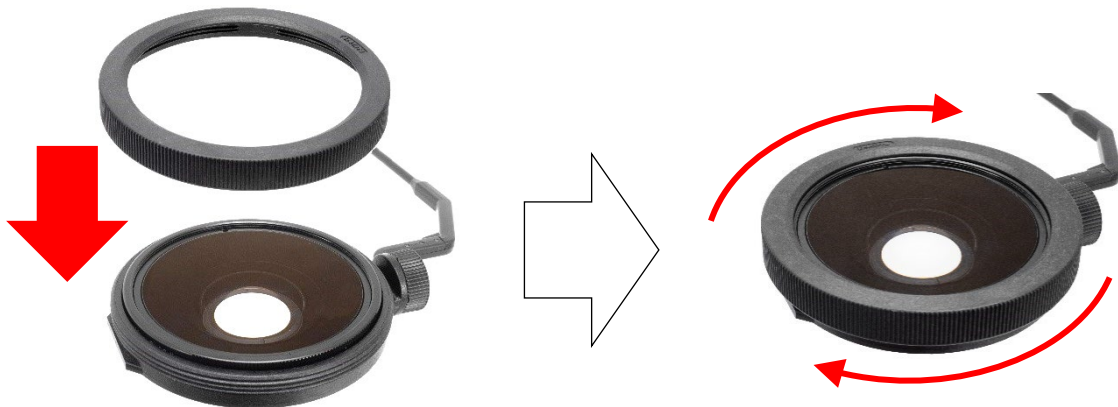
Front Mask	Holes to use for anti-rotation pin
ZD Front Mask for HERO12 (for HERO13/12/11/10/9)	③
ZD Front Mask for Ace Pro (for Ace Pro)	③
SD Front Mask for GO 3S (for GO 3S)	①
SD Front Mask for HERO9 (for HERO13/12/11/10/9)	①
SD Front Mask for HERO8 (for HERO8)	①
SD Front Mask for HERO5/6/7 (for HERO7/HERO6/HERO5)	②
SD Front Mask STD (for HERO4)	②



- ② Place the *Focus Stick* facing up and align either of the two protruding "anti-rotation pins" with the grooves.




- ③ Secure the *Focus Stick* and the lens with the *Focus Stick* retainer. Screw the *Focus Stick* retainer onto the *Focus Stick* threads with holding the *Focus Stick* and lens not to slip out of the groove of the lens barrel. Be careful not to over-tighten the *Focus Stick* retainer.



#### How to remove anti-rotation pin

Remove the *Focus Stick* retainer. Pull up the lens a bit to disengage the pin heads from the grooves and turn the lens slightly. Push the lens with holding the *Focus Stick* from the back until you hear crackling sound and pull out pins from the back. If the pin is stuck, use pliers or the like to gently grasp it and pull it out.



**DoF Sticker**

Attach the supplied "DoF sticker" on the *Focus Stick* retainer as per image (underneath of INON logo).

**Focus Stick Front Cap/Strap**

A lens cap when the lens is attached with the *Focus Stick*. Packaged strap can be attached.

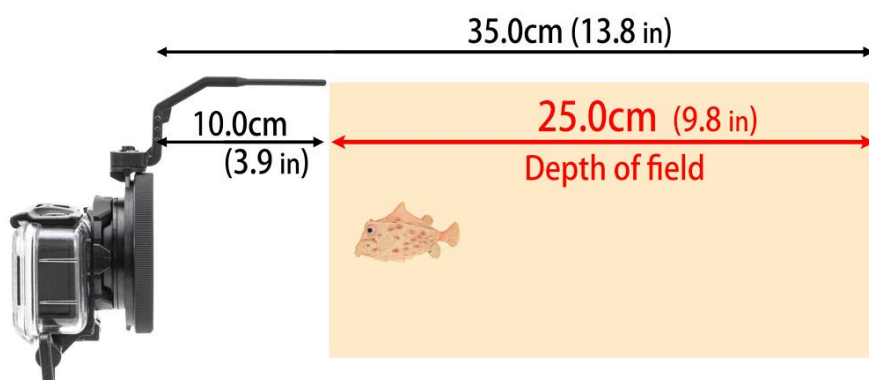
**Focus Stick orientation**

The *Focus Stick* can be installed either on top or bottom and can be rotated 360 degree with 90 degree stops making it easy to turn instantly if necessary.

**Focusing**

The **UCL-G165II ZD** focuses a subject within a range of 10cm/3.9in to 35cm/13.8in from the lens. Using the **Focus Stick** as a guide, you can capture the subject in focus easily.

- **Tip of Focus Stick** - Minimum focusing distance
- **25cm/3.2in. from the tip** - Far end of the depth of field

**Usage**

[When using for GoPro]

- **This product is designed to use with setting of GoPro camera FOV/Digital Lenses to [Linear]**  
Retract the **Focus Stick** when shooting with FOV/Digital Lens setting [WIDE] or wider not to expose this product on a clip.
- Even when shooting with [Linear] and image stabilization is set to ON, **the Focus Stick can be exposed on a clip if the camera is moved significantly.**

**[When using for Ace Pro]**

- When shooting video, even in FOV setting other than [UltraWide]/[ActionView], **the Focus Stick may be appeared in a clip if the camera is moved abruptly.**
- In photo mode, setting combination of [UltraWide] + 48MP/4:3 will have vignetting and Focus Stick will be exposed on an image.

**Handling Precaution**

- **DO NOT** hold this product only to transport, hold whole system instead. **DO NOT** apply impact shock, excessive vibration to avoid damage.

**Maintenance**

- After using, **always remove from the lens** and soak in fresh water (below 30°C/ 86°F) and leave at shaded and well-ventilated area to dry. **DO NOT** dry with heat or flame to avoid deformation or damage.
- **DO NOT** clean with organic solvent like alcohol, benzene or thinner and oil and fat containing / chemical material like rust inhibitor, lubricant, polish, detergent (especially polyoxymethylene) to avoid damage/deformation/degradation of this product.

**Storage**

- **After completely dry**, store out of direct sunlight and well-ventilated area. **DO NOT** store in area with chemical fumes, high humidity or extreme temperature fluctuations. Storage in such area may lead to deformation, damage, corrosion or mold.
- Keep the product out of reach of children. They may swallow parts of this product. See a doctor **immediately** if a child swallow parts.

**Specifications****INON Focus Stick for UCL-G165 II Specifications (\*1)**

Model	Focus Stick for UCL-G165 II
Size	<b>When installing on UCL-G165II ZD/SD</b> [Focus Stick extended] W91 x H141 x D125mm/W3.6 x H5.6 x D4.9in [Focus Stick retracted] W110 x H141 x D29mm/W4.3 x H5.6 x D1.1in
Weight	41g/1.4oz [standalone/air] 252g/8.9oz [with UCL-G165 II <b>ZD</b> /air] 139g/4.9oz [with UCL-G165 II <b>ZD</b> /underwater] 246g/8.7oz [with UCL-G165 II <b>SD</b> /air] 135g/4.8oz [with UCL-G165 II <b>SD</b> /underwater]
Body material/finishing	ABS, PC etc.

(\*1) Specification is subject to change without prior notice

(\*2) All brand name, product name and function name in this manual are trademarks or registered trademarks of respective manufactures

INON Inc.

2-18-9, Dai, Kamakura

Kanagawa 247-0061

E-mail [support@inon.co.jp](mailto:support@inon.co.jp)

Fax. +81(0)467-48-2178

URL <http://www.inon.jp/>

February 2025